

# School Search & Apply

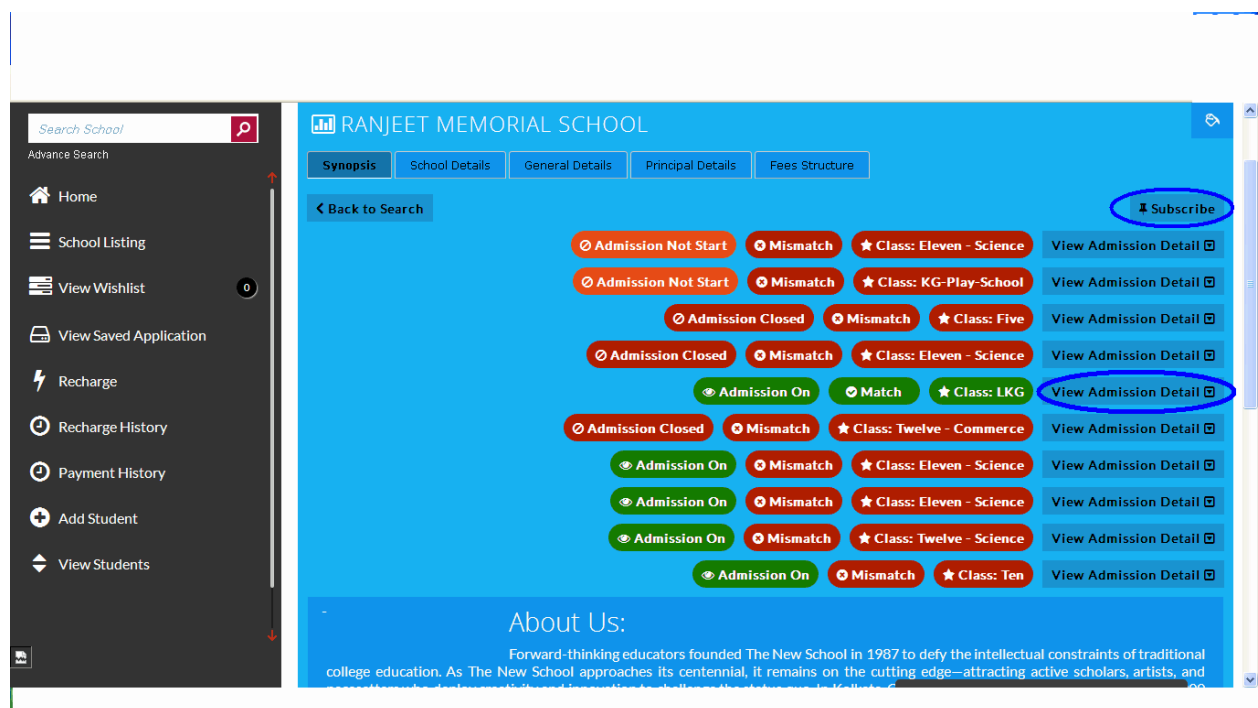
## SCHOOL LISTING:

You can view all the available schools with the help of **SCHOOL LISTING** option.

- Enter the child's name in the space provided under the option "SELECT STUDENT" and then enter the relevant school name in

the space provided under the “SEARCH SCHOOL” option and then click on to search.

- The list of school’s will appear on the basis of the details that has been updated at the time of registering the student and the same will reflect as a “MATCH” or “MISMATCH” with the respective schools.
- Also note that you can apply for only those schools whose profiles are matching with that of your child.
- Once your child’s profile is matching with that of the school then you can click on the “VIEW MORE” option to get more important details regarding the school.



- In order to receive all the updates and notifications from the school, you can click on the “SUBSCRIBE” option.
- To view Admission Detail click on “View Admission Detail” button

The screenshot shows a web browser window with the URL `optonpccare.net/jumbodumcm/parent_school_detail.php?sc_id=2`. The page title is "CLASS TEN - ADMISSION DETAIL". At the top right, there are navigation buttons: "Admission On", "Match", "Class: Ten", and "View Admission Detail". Below the title, there are two buttons: "Add to Wishlist" and "Apply", both of which are circled in red. The page content is organized into several sections:

- Class:** Ten
- Stream:** -
- Session:** 2014-2015
- Section:** Day

**FEE STRUCTURE**

Tuition Fees (₹):	500	Admission Fees (₹):	1500	Application Fees (₹):	200
<b>Pay Amount:</b> (Application Fee + Prospectus Fee + Service Charge) (200 + 50 + 100) = 350					

**SC QUOTA:**

Max Application:	10	Total Seat:	5	Cut Off Marks IN (%):	50
------------------	----	-------------	---	-----------------------	----

**ST QUOTA:**

Max Application:	10	Total Seat:	5	Cut Off Marks IN (%):	50
------------------	----	-------------	---	-----------------------	----

**OBC QUOTA:**

Max Application:	10	Total Seat:	5	Cut Off Marks IN (%):	50
------------------	----	-------------	---	-----------------------	----

- In **ADMISSION DETAIL** section you can get all information of that admission and what amount you need to pay for that.
- You can also apply for admission to that particular school with which the profile is matching. You can apply a single admission by “Apply” button.
- Or To apply multiple admissions you can also add the schools to your “WISHLIST” by “Add to Wishlist” button.

## VIEW WISHLIST:

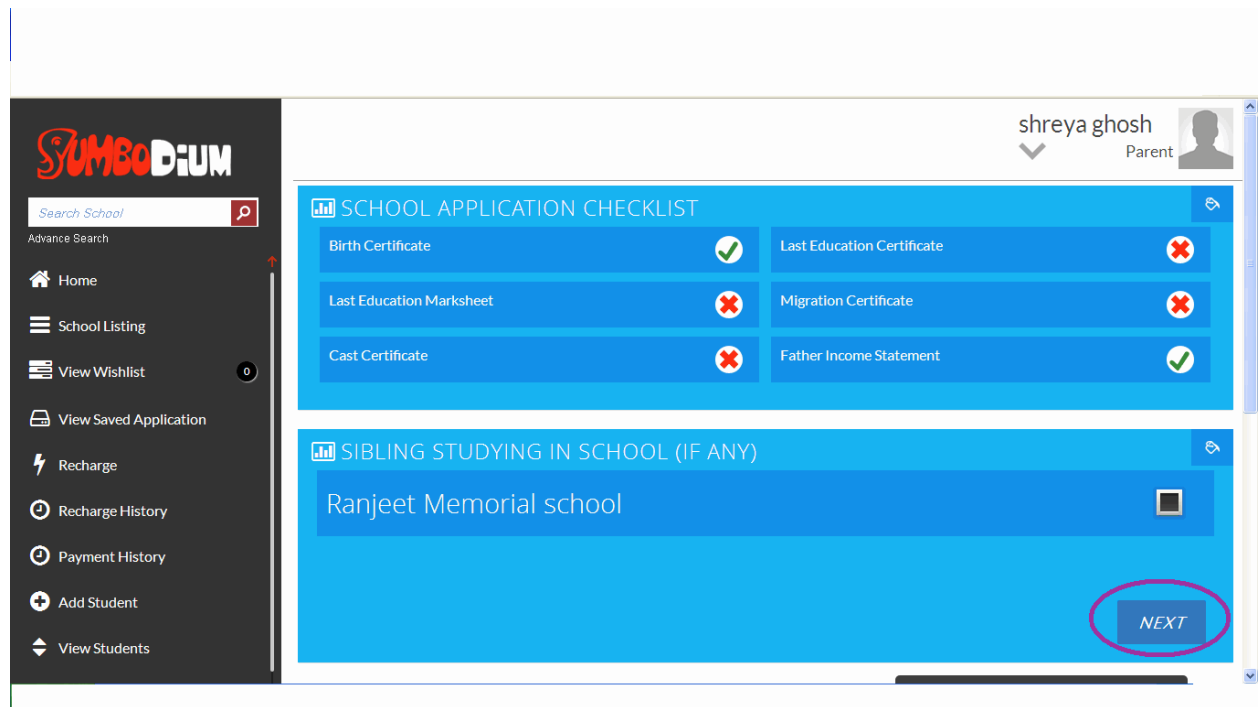
In this section you can view your favorite list of schools for your child/children to which you want to apply.

The screenshot displays the 'YOUR WISHLIST (1)' page. The user is logged in as 'shreya ghosh' (Parent). The page features a table with the following data:

School Name	Affiliated Board	Starting	Closing	Fees	Action
Ranjeet Memorial school	CBSE	2014-11-01	2014-12-31	350	<input checked="" type="checkbox"/>
Total				350	

At the bottom of the table, there are three buttons: 'Back to List', 'Save List', and 'Submit Wishlist' (circled in red). A 'Clear Wishlist' button is also visible in the top right corner of the table area.

- **BACK TO LIST**- On clicking to the said option, you will return back to the School Listing page.
- **SAVE LIST**- On clicking to the save list option, you can save the list of schools that you have already added.
- **SUBMIT LIST**- On clicking to the submit list option, you can apply to the schools of your choice at a time to all. You need to select the school admissions on the list by clicking the checkbox in the **Action** column before submission.



- Then you come to the **SCHOOL APPLICATION CHECKLIST** page. Here you can check the list of required documents needed for application and which of these the applicant student has.
- Below you can provide the details of student's sibling if he/she belongs to the same school.
- Click the **NEXT** button to go to the next page.

**SUMBODIUM**

Search School

Advance Search

Home

School Listing

View Wishlist

View Saved Application

Recharge

Recharge History

Payment History

Add Student

View Students

shreya ghosh  
Parent

### SCHOOL APPLICATION FORM

SELECTED SCHOOLS: **RANJEET MEMORIAL SCHOOL**

SEEKING ADMISSION IN: *KG-Play-School*

SEEKING STREAM IN:

### STUDENT PERSONAL DETAIL

EDIT

FIRST NAME: *swarna*

MIDDLE NAME:

LAST NAME: *ghosh*

DATE OF BIRTH: *2012-08-07*

BIRTH PLACE: *kolkata*

BLOOD GROUP: *B+*

### ADDRESS DETAIL

EDIT

ADDRESS LINE1: *52/2, lenin sarani road*

ADDRESS LINE2: *new barrackpur*

CITY: *kolkata*

STATE: *West Bengal*

COUNTRY: *India*

PIN NO: *700006*

SAVE SUBMIT

- In School Application Form you get the auto populated details of the student profile along with selected school names. Click **SUBMIT** to submit the School Application Form.
- Alternatively you can **SAVE** the School Application Form for future use if you have not sufficient **ACTIVE BALANCE**.

**SUMBODIUM**

Search School

Advance Search

Home

School Listing

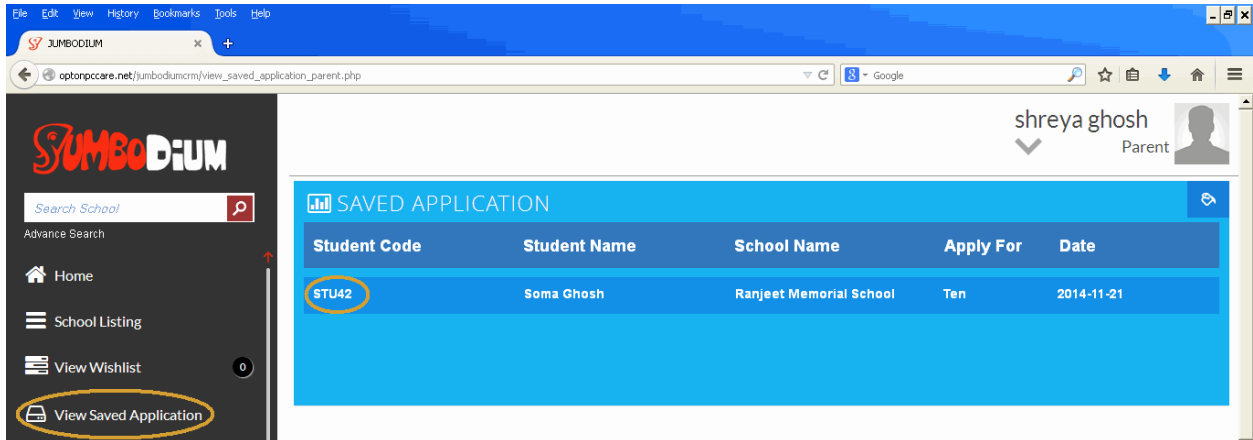
shreya ghosh  
Parent

✔ Congratulations, Your application(s) have been submitted successfully! Your application code: APP48

- On successful submission of the School Application Form you get a congratulation message along with a specific Application Code.

## VIEW SAVED APPLICATIONS:

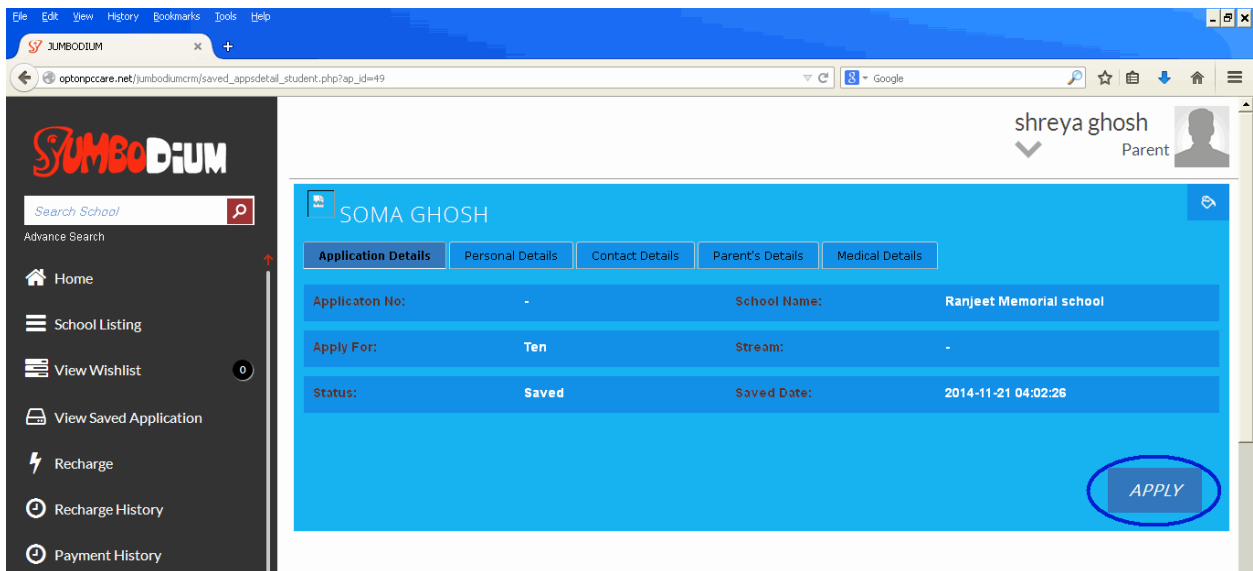
This section will reflect the total number of pending applications that you have to apply for different schools.



The screenshot shows the JUMBO Dium parent portal interface. On the left is a dark sidebar with the JUMBO Dium logo and navigation options: Home, School Listing, View Wishlist, and View Saved Application (circled in yellow). The main content area is titled "SAVED APPLICATION" and contains a table with the following data:

Student Code	Student Name	School Name	Apply For	Date
STU42	Soma Ghosh	Ranjeet Memorial School	Ten	2014-11-21

The applications can be kept pending and saved for numerous reasons like incomplete details, profile mismatch, balance issue, etc. Click on the Student Code to view the Saved Application Details.



The screenshot shows the "SOMA GHOSH" Saved Application Details page. The sidebar on the left includes options like Home, School Listing, View Wishlist, View Saved Application, Recharge, Recharge History, and Payment History. The main content area displays the following details:

SOMA GHOSH									
Application Details		Personal Details		Contact Details		Parent's Details		Medical Details	
Application No:	-	School Name:	Ranjeet Memorial school						
Apply For:	Ten	Stream:	-						
Status:	Saved	Saved Date:	2014-11-21 04:02:26						

An "APPLY" button is circled in blue at the bottom right of the details section.

On the Saved Application Details page you can apply if you have sufficient **ACTIVE BALANCE**.